THE INFORMATION CONTAINED IN THIS DRAWING IS THE SOLE PROPERTY OF ANDERSON POWER PRODUCTS. ANY REPRODUCTION IN PART OR WHOLE WITHOUT THE WRITTEN PERMISSION OF ANDERSON POWER PRODUCTS IS PROHIBITED.

Copyright 2009

ANDERSON POWER PRODUCTS RESERVES THE RIGHT TO ALTER PRODUCT TYPES, THEIR TECHNICAL DATA, DIMENSION, STYLE AND ACCESSORIES WITHOUT PRIOR NOTIFICATION.

COLOR	P/N	MAT'L	TEXT
GRAY	992	PC	BLANK
	P992	PBT	"P"
RED	992G1	PC	BLANK
	P992G1	PBT	"P"
BLACK	992G2	PC	BLANK
	P992G2	PBT	"P"
BLUE	992G4	PC	BLANK
	P992G4	PBT	"P"
YELLOW	992G5	PC	BLANK
	P992G5	PBT	"P"
GREEN	992G6	PC	BLANK
	P992G6	PBT	"P"
ORANGE	992G7	PC	BLANK
	P992G7	PBT	"P"

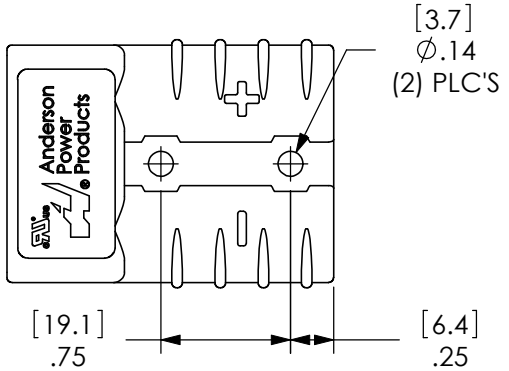

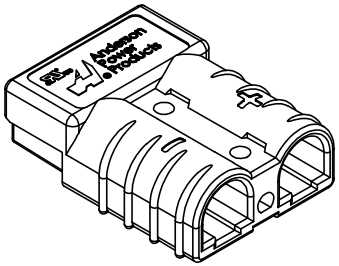

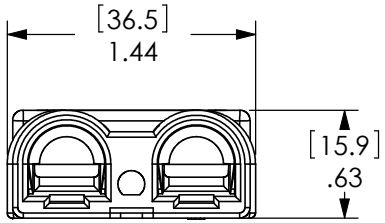

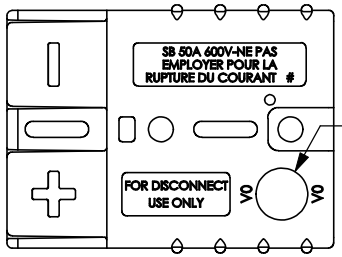

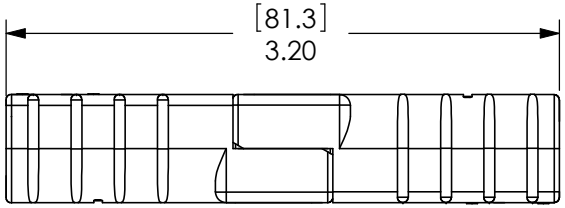

MATED PAIR

NOTES:

1. SPRING/HOUSING ASSEMBIES ARE UL RECOGNIZED PER FILE E26226, CSA CERTIFIED PER LR25154
2. HOUSINGS ARE KEYED TO ONLY ALLOW MATING WITH THE SAME COLOR HOUSING, EXCEPT FOR THE BLACK HOUSING, WHICH MATES WITH THE GRAY HOUSING AND OTHER CUSTOMER SPECIFIC CONNECTORS.
3. FOR ASSEMBLY INSTRUCTIONS, SEE DOCUMENT 1S1030A
4. HOUSING ASSEMBLIES ACCOMODATE ANDERSON CONTACTS FOR WIRE RANGES #16 AWG TO #6 AWG.

REV.	DESCRIPTION OF CHANGES	APPROVED	DATE
3	ECRN 14391 - REDRAW, UPDATE BORDER, ADD TABLE	AMS	02/27/09

DIMENSIONS ARE IN: INCH[MM]

UNLESS OTHERWISE STATED

TOLERANCES:

DECIMALS (INCH)	DECIMALS (MM)	ANGLES
.XX ± .02	.X ± .5	±2°

SURFACE FINISH:
MACHINED 128 [3.2]
MOLDED 64 [1.6]

MATERIAL: SPRINGS - STAINLESS STEEL
HOUSINGS - SEE TABLE

FINISH:

3rd ANGLE PROJECTION

APPROVALS

DRAWN	CMS	3/18/99
CHECKED	DJD	3/19/99
MFG APP	CHB	4/20/99
QC APP	DJM	4/20/99
ENG APP	UFN	4/19/99

CAD GENERATED DRAWING
DO NOT MANUALLY UPDATE
DO NOT SCALE

ANDERSON POWER PRODUCTS

TITLE

50A DUAL POLE SPRING & HOUSING

SIZE	DWG NO.	REV.
A/A4	111923S1	3

SCALE	CADFILE	SHEET
NONE	01000	1 OF 1