

Low Profile PCB Relay PCD

- 1 pole 10 A
- 1 NO contact
- Low coil power 200 mW
- Height 10.2 mm
- Wash tight



F0154-D

Applications

Domestic appliances, coffee machines, irons, office equipment

Approvals



Technical data of approved types on request

Contact data

Contact configuration	1 NO
Contact set	single contact
Type of interruption	micro disconnection
Rated voltage / max. switching voltage AC	250 / 400 VAC
Rated current	10 A
Limiting continuous current	10 A
Maximum breaking capacity AC	2500 VA
Contact material	AgSnO ₂ , AgCdO
Rated frequency of operation with / without load	10 / 300 min ⁻¹
Operate- / release time	max 8 / 2 ms
Bounce time NO / NC contact	max 3 / 2 ms

Contact ratings

Type	Contact	Load	Ambient temp. [°C]	Cycles
UL 508				
PCD-1...D2M(H)	NO	10 A, 250 VAC, resistive	85°C	50x10 ³
PCD-1...D2M(H)	NO	15 A, 125 VAC, resistive	23°C	100x10 ³

Coil data

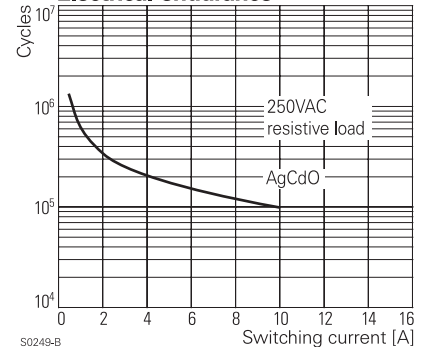
Rated coil voltage range DC coil	3 ... 48 VDC
Operative range to IEC 61810	2

Coil versions, DC-coil

Coil code	Rated voltage VDC	Operate voltage VDC	Release voltage VDC	Coil resistance Ohm	Rated coil power mW
006	6	4.5	0.3	180±10%	200
012	12	9.0	0.6	720±10%	200
024	24	18.0	1.2	2880±10%	200

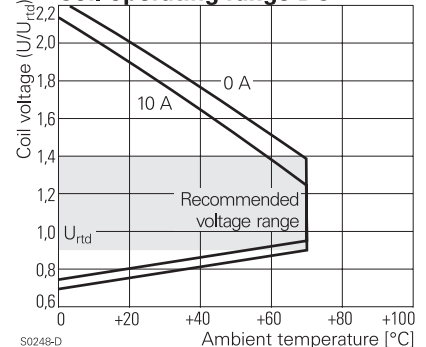
All figures are given for coil without preenergization, at ambient temperature +23°C
Other coil voltages on request

Electrical endurance



S0249-B

Coil operating range DC



S0248-D

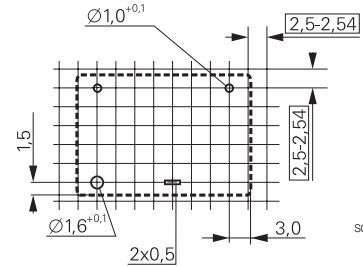
Low Profile PCB Relay PCD (Continued)

Insulation

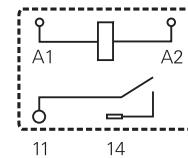
Dielectric strength coil-contact circuit	2500 V _{rms}
open contact circuit	750 V _{rms}
Clearance / creepage coil-contact circuit	≥ 4/4 mm
Material group of insulation parts	≥ IIIa
Insulation to IEC 61810-1	
Type of insulation coil-contact circuit	basic
open contact circuit	micro disconnection
Rated insulation voltage	250 V
Pollution degree	3
Rated voltage system	240 V
Overvoltage category	III

PCB layout / terminal assignment

Bottom view on solder pins



S0259-AA

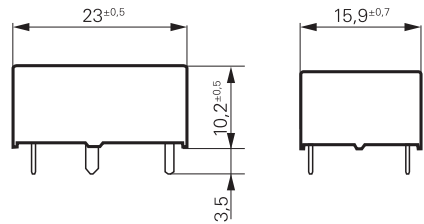


S0259-AB

Other data

Mechanical endurance	>10x10 ⁶ cycles
Material	RoHS - Directive 2002/95/EC compliant per as par product date code "DT" (refers to June 2004),
Environment	Ambient temperature range -30 ... +70°C
Shock resistance (function) NO / NC contact	10 ms
Shock resistance (destruction)	100 g
Category of protection	RT II - flux proof, RT III - wash tight
Processing	Resistance to soldering heat flux-proof version 270°C / 10 s
wash-tight version	260°C / 5 s
Relay weight	9 g
Packaging unit	1000 pcs

Dimensions



S0287-B

Product key

Typical product key

PCD -1 24 -D 2 M

Type

PCD Low Profile PCB Relay PCD

Number of contacts

1 1 NO contact

Coil

5 5 VDC **6** 6 VDC
12 12 VDC **24** 24 VDC

Coil version

D standard 200 mW

Contact material

1 AgCdO **2** AgSnO₂

Contact configuration

M 1 NO contact (1 form A)

Version

- flux proof **H** wash tight

Other types on request

Product key	Version	Cont. material	Cont.configuration	Coil	Part number
PCD-105-D2M	standard 200mW	AgSnO ₂	1 NO contact	5 VDC	1721105-1
PCD-112-D2M	flux proof			12 VDC	1721105-4
PCD-124-D2M				24 VDC	1721105-5
PCD-148-D2M				48 VDC	1721105-6
PCD-105-D2MH	standard 200mW			5 VDC	1721105-7
PCD-112-D2MH	wash tight			12 VDC	1-1721105-0
PCD-124-D2MH				24 VDC	1-1721105-1
PCD-148-D2MH				48 VDC	1-1721105-2