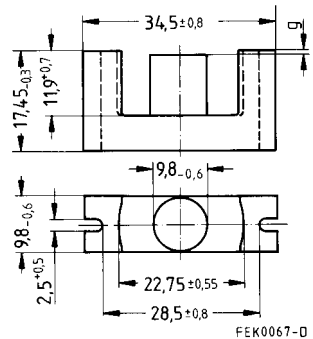


- In accordance with IEC 60647
- Compact E core with large winding window
- Round center leg particularly suitable for use of thick winding wires
- EC cores are supplied as single units

**Magnetic characteristics** (per set)

$\Sigma l/A = 0,92 \text{ mm}^{-1}$   
 $l_e = 77,4 \text{ mm}$   
 $A_e = 84,3 \text{ mm}^2$   
 $A_{\min} = 71 \text{ mm}^2$   
 $V_e = 6530 \text{ mm}^3$

Approx. weight 36 g/set



**Ungapped**

Material	$A_L$ value nH	$\mu_e$	$A_{L1\min}$ nH	$P_V$ W/set	Ordering code
N27	2100 + 30/- 20 %	1530	1710	1,10 (200 mT, 25 kHz, 100 °C)	B66337-G-X127

**Gapped**

Material	$g$ mm	$A_L$ value approx. nH	$\mu_e$	Ordering code
N27	0,10 ± 0,02	651	475	B66337-G100-X127
	0,25 ± 0,02	336	245	B66337-G250-X127
	0,50 ± 0,05	203	148	B66337-G500-X127
	1,00 ± 0,05	123	90	B66337-G1000-X127

The  $A_L$  value in the table applies to a core set comprising one ungapped core (dimension  $g = 0$ ) and one gapped core (dimension  $g > 0$ ).

**Calculation factors** (see page 423 for formulas)

Material	Relationship between air gap – $A_L$ value		Calculation of saturation current			
	$K1$ (25 °C)	$K2$ (25 °C)	$K3$ (25 °C)	$K4$ (25 °C)	$K3$ (100 °C)	$K4$ (100 °C)
N27	123	- 0,724	214	- 0,847	198	- 0,865

Validity range:  $K1, K2: 0,10 \text{ mm} < s < 2,50 \text{ mm}$   
 $K3, K4: 70 \text{ nH} < A_L < 680 \text{ nH}$

**Coil former with solder tags**

Material: GFR polyterephthalate (UL 94 V-0, insulation class to IEC 60085:  
F  $\triangleq$  max. operating temperature 155 °C), color code black

Solderability: to IEC 60068-2-20, test Ta, method 1 (aging 3): 235 °C, 2 s

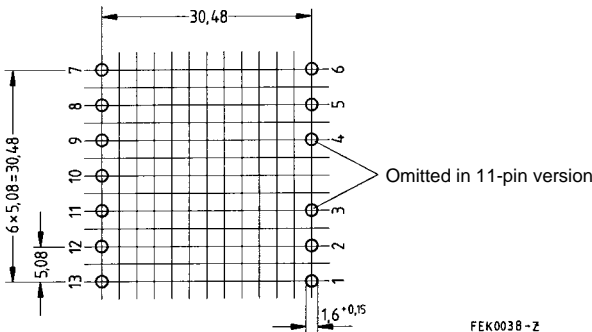
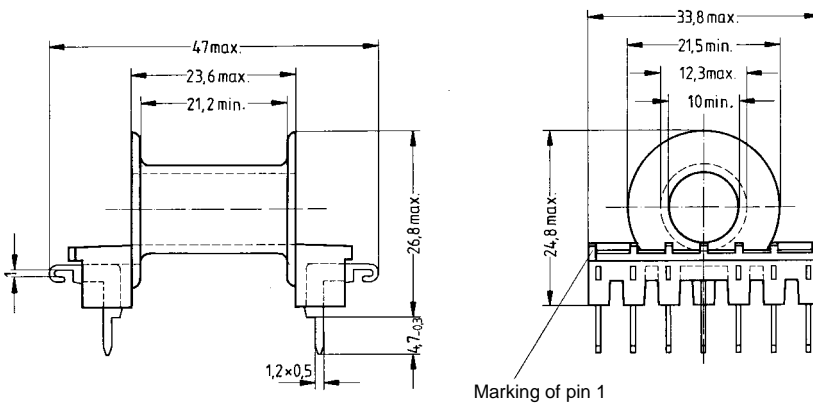
Solder tags hot-tin dipped

Resistance to soldering heat: to IEC 60068-2-20, test Tb, method 1B: 350 °C, 3,5 s

Winding: see page 158

Also available without solder terminals

Sections	$A_N$ mm <sup>2</sup>	$l_N$ mm	$A_R$ value $\mu\Omega$	Terminals	Ordering code
1	97	53	18,8	11 13	B66272-C1001-T1 B66272-C1002-T1



FEK0038-2

Hole arrangement  
View in mounting direction

**Coil former with solder pins**

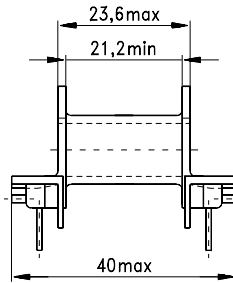
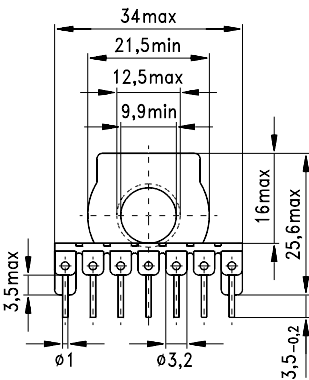
Material: GFR polyterephthalate (UL 94 V-0, insulation class to IEC 60085:  
F  $\triangleq$  max. operating temperature 155 °C), color code black

Solderability: to IEC 60068-2-20, test Ta, method 1 (aging 3): 235 °C, 2 s

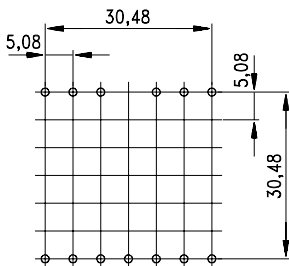
Resistance to soldering heat: to IEC 60068-2-20, test Tb, method 1B: 350 °C, 3,5 s

Winding: see page 158

Sections	$A_N$ mm <sup>2</sup>	$l_N$ mm	$A_R$ value $\mu\Omega$	Pins	Ordering code
1	97	53	18,8	13	B66272-J1013-T1



FEK0209-Y



Hole arrangement  
View in mounting direction  
Mounting holes  $\varnothing 1,6^{+0,15}$