

## 3.2 Projet ALIM2575

### 3.2.1 Présentation

Projet : IUT2

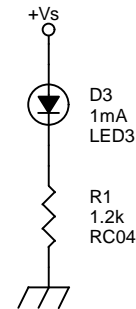
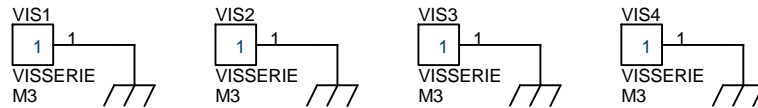
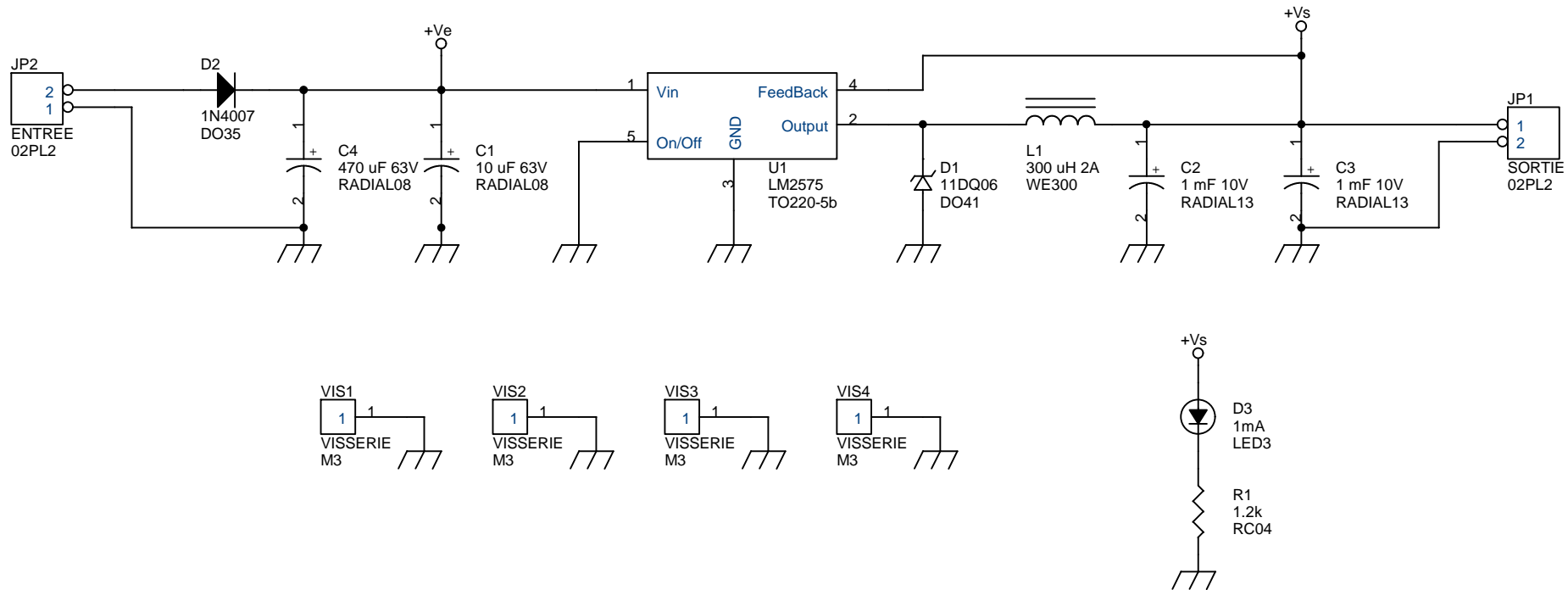
Info : [DIV372]

Révision : 1 du 8 décembre 2002.

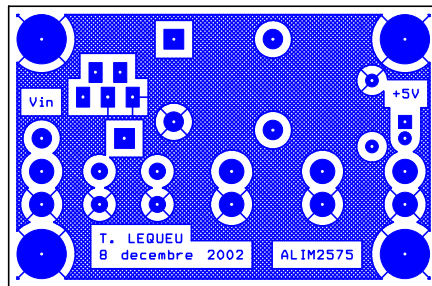


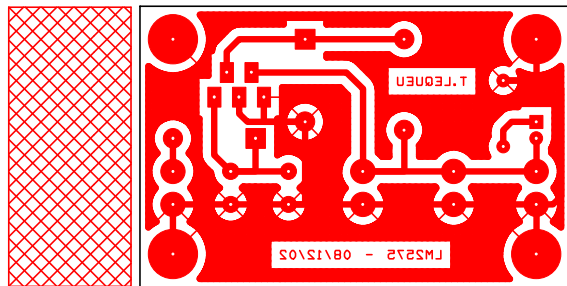
Figure 3.12. Vue de carte électronique (images-maquettes\alim2575-22.jpg).

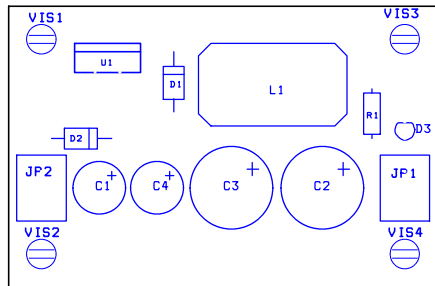
"Remplacez vos régulateurs 3 pattes"  
 Pages 34, revue N° 269, Electronique Pratique, octobre 2002.  
[http://www.iut.univ-tours.fr/geii/lequeu/doc\\_tl/REVUE358.htm](http://www.iut.univ-tours.fr/geii/lequeu/doc_tl/REVUE358.htm)

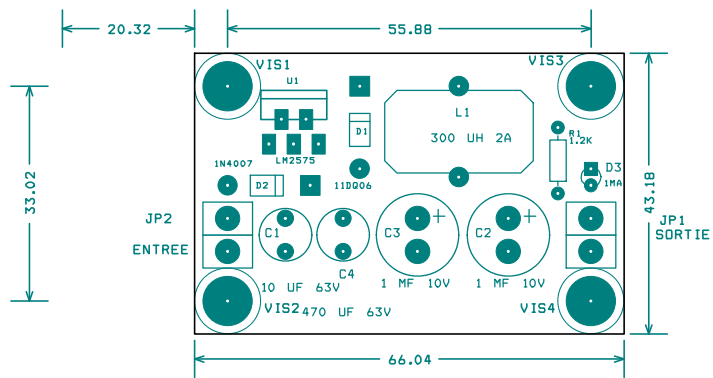


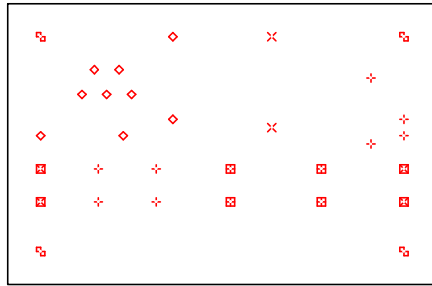
Auteur : Thierry LEQUEU		
Title Alimentation à découpage +5V		
Size A	Document Number IUT2 \ [DIV372] VALIM2575	Rev 2
Date:	Sunday, December 08, 2002	Sheet 1 of 1











DRILL CHART				
SYM	DIAM	TOL	QTY	NOTE
+	0.031		8	
◇	0.039		9	
⊠	0.039		4	
⊠	0.047		4	
×	0.059		2	
⊞	0.126		4	
TOTAL			31	