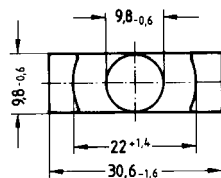
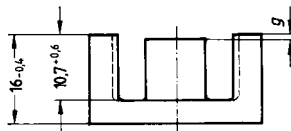


- In accordance with IEC 61185
- For SMPS transformers with optimum weight/performance ratio at small volume
- ETD cores are supplied as single units

**Magnetic characteristics** (per set)

$\Sigma/A = 0,93 \text{ mm}^{-1}$   
 $l_e = 70,4 \text{ mm}$   
 $A_e = 76 \text{ mm}^2$   
 $A_{\min} = 71 \text{ mm}^2$   
 $V_e = 5350 \text{ mm}^3$

**Approx. weight** 28 g/set



FEK0044-8

**Ungapped**

Material	$A_L$ value nH	$\mu_e$	$A_{L1\min}$ nH	$P_V$ W/set	Ordering code
N27	2000 + 30/- 20 %	1470	1700	1,04 (200 mT, 25 kHz, 100 °C)	B66358-G-X127
N67	2100 + 30/- 20 %	1530	1700	3,50 (200 mT, 100 kHz, 100 °C)	B66358-G-X167
N87	2200 + 30/- 20 %	1610	1700	2,80 (200 mT, 100 kHz, 100 °C)	B66358-G-X187

**Gapped**

Material	$g$ mm	$A_L$ value approx. nH	$\mu_e$	Ordering code ** = 27 (N27) = 67 (N67) = 87 (N87)
N27,	0,10 ± 0,02	621	457	B66358-G100-X1**
N67,	0,20 ± 0,02	383	281	B66358-G200-X1**
N87	0,50 ± 0,05	201	148	B66358-G500-X1**
	1,00 ± 0,05	124	91	B66358-G1000-X1**

The  $A_L$  value in the table applies to a core set comprising one ungapped core (dimension  $g = 0$ ) and one gapped core (dimension  $g > 0$ ).

Calculation factors (see page 423 for formulas)

Material	Relationship between air gap – $A_L$ value		Calculation of saturation current			
	$K1$ (25 °C)	$K2$ (25 °C)	$K3$ (25 °C)	$K4$ (25 °C)	$K3$ (100 °C)	$K4$ (100 °C)
N27	124	– 0,7	195	– 0,847	181	– 0,865
N67	124	– 0,7	188	– 0,820	181	– 0,881
N87	124	– 0,7	192	– 0,796	176	– 0,873

Validity range:  $K1, K2: 0,10 \text{ mm} < s < 2,00 \text{ mm}$   
 $K3, K4: 70 \text{ nH} < A_L < 680 \text{ nH}$

**Coil former** (magnetic axis horizontal)

Material: GFR polyterephthalate (UL 94 V-0, insulation class to IEC 60085:  
 F  $\triangleq$  max. operating temperature 155 °C), color code black

Solderability: to IEC 60068-2-20, test Ta, method 1 (aging 3): 235 °C, 2 s

Resistance to soldering heat: to IEC 60068-2-20, test Tb, method 1B: 350 °C, 3,5 s

Winding: see page 157

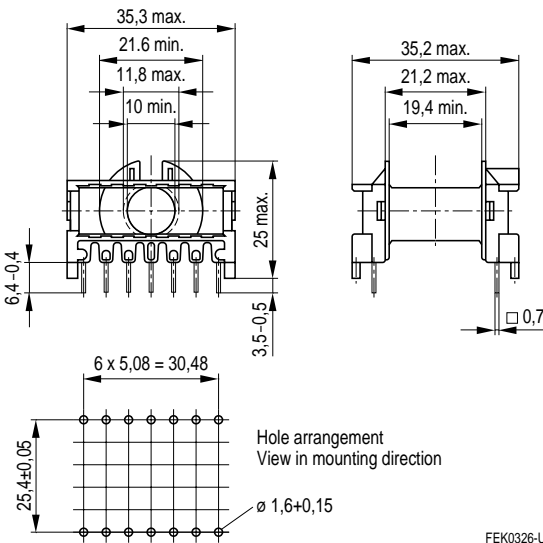
Squared pins

**Yoke**

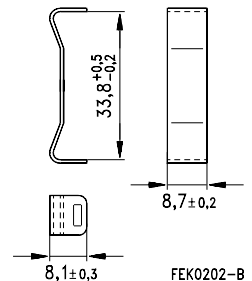
Material: Stainless spring steel (0,4 mm)

Coil former					Ordering code
Sections	$A_N$ mm <sup>2</sup>	$l_N$ mm	$A_R$ value $\mu\Omega$	Pins	
1	97	52,8	18,7	13	B66359-B1013-T1
Yoke (ordering code per piece, 2 are required)					B66359-A2000

**Coil former**



**Yoke**



**Coil former** (magnetic axis vertical)

Material: GFR polyterephthalate (UL 94 V-0, insulation class to IEC 60085:  
 F  $\triangleq$  max. operating temperature 155 °C), color code black

Solderability: to IEC 60068-2-20, test Ta, method 1 (aging 3): 235 °C, 2 s

Resistance to soldering heat: to IEC 60068-2-20, test Tb, method 1B: 350 °C, 3,5 s

Winding: see page 157

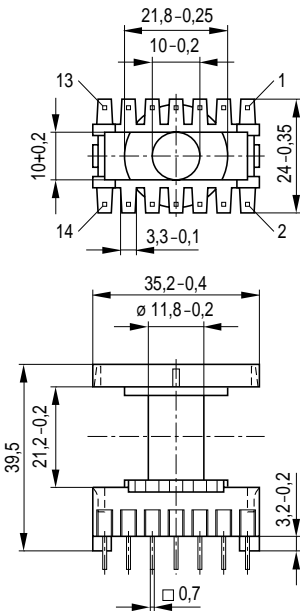
Squared pins

**Yoke**

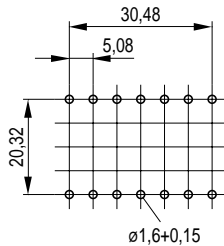
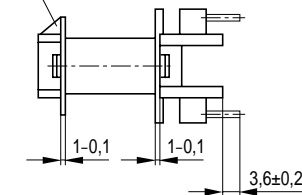
Material: Stainless spring steel (0,4 mm)

Coil former					Ordering code
Sections	$A_N$ mm <sup>2</sup>	$l_N$ mm	$A_R$ value $\mu\Omega$	Pins	
1	97	52,8	18,7	14	B66359-J1014-T1
Yoke (ordering code per piece, 2 are required)					B66359-A2000

**Coil former**



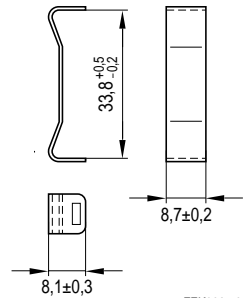
Marking of pin 1



Hole arrangement  
 View in mounting direction

FEK0328-B

**Yoke**



FEK0327-3